

# ***EPM/EPG/EPS SERIES***

**EDGE ACTUATED TYPE**

PATENT NO.:29197  
24553  
153160



## **FEATURES**

- Edge actuated type (Piano Type) easy setting on closely racked PCB.
- Tactile response is performed directly by larger contact pressure to ensure stable contact.
- All plastics are UL 94V-0 grade fire retardant.
- Bottom epoxy sealed standard to ensure free of flux immersion during wave soldering.
- Contact wiping on make and break.
- Gold plated or silver plated contacts to ensure low contact resistance and long operation life.
- Ideal for data processing, communications, remote controls and burglar alarm system use, where manual programming required.

## **SPECIFICATIONS**

### **1 . ELECTRICAL**

Contact rating	
switching	25 mA, 24 VDC
non-switching	100 mA, 50 VDC
Contact resistance	
initial	50 m $\Omega$ Max.
after life test	100 m $\Omega$ Max.
Insulation resistance	1000 M $\Omega$ Min. at 100 VDC
Dielectric strength	500 VDC Min. for 60 seconds
Capacitance between adjacent switches 5 pF Max.	

## 2 . MECHANICAL

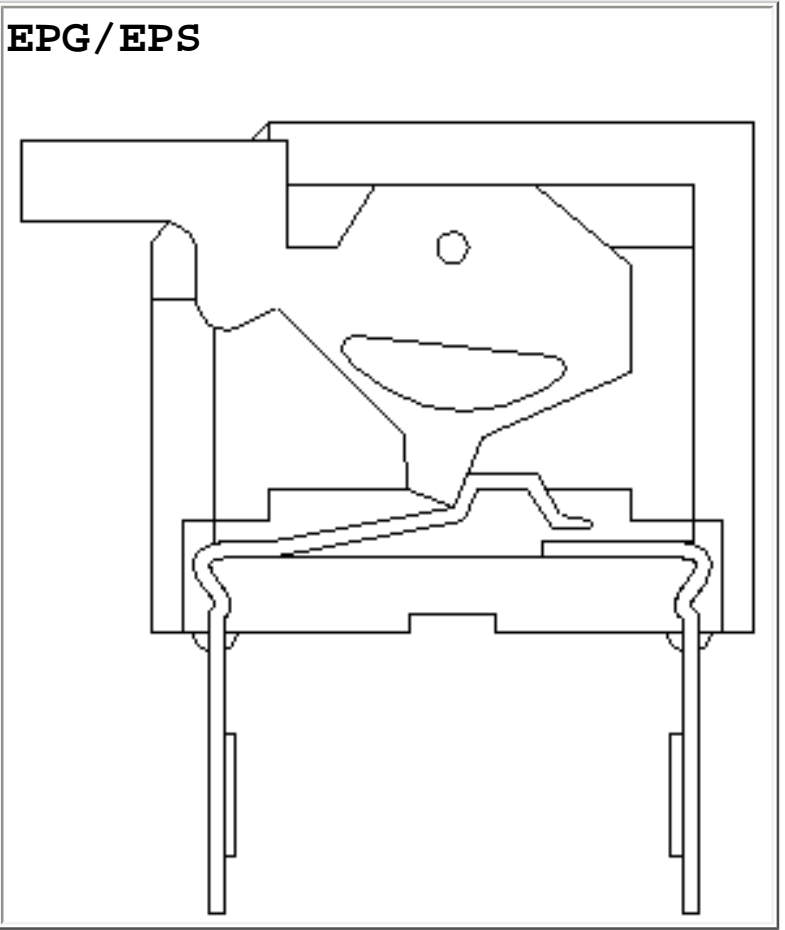
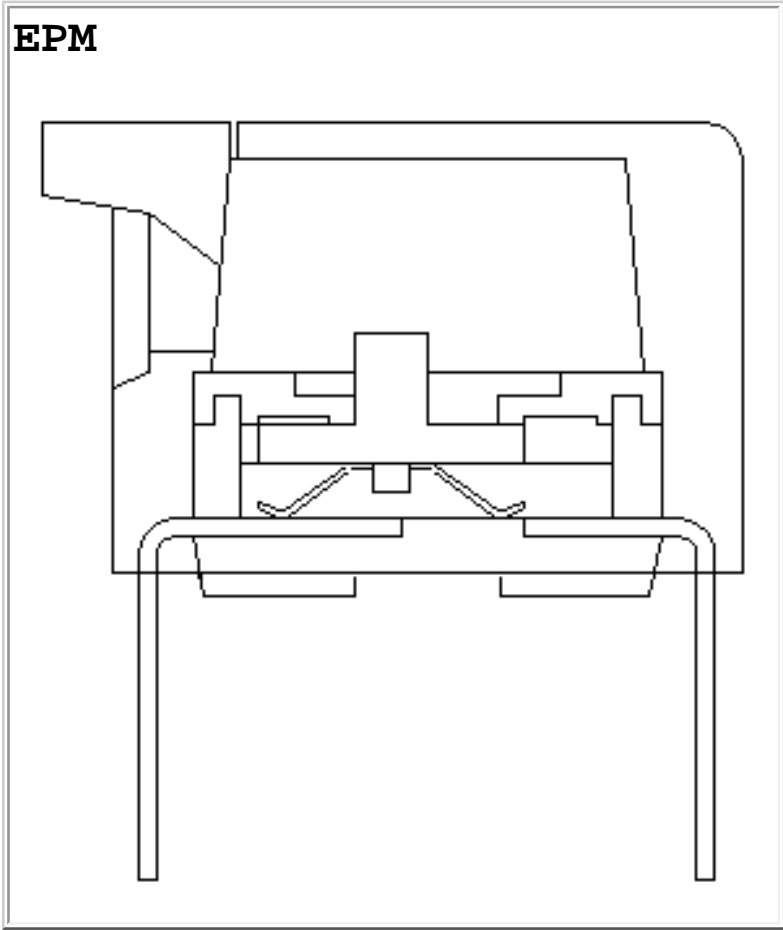
Temperature rating	
operating	-25°C to + 70°C
storage	-40°C to + 85°C
Operation force	800g Max.
Mechanical life	2000 operations
Humidity	95%RH, 40°C for 96 Hrs.
Vibration	Per MIL-STD-202F, method 204D
Solderability	after flux 230±5°C for 5±0.5 seconds, 95% coverage
Resistance to soldering heat	260±5°C for 5±1 seconds

## PART NUMBERING SYSTEM

EPM 1 08 1 1 00  
 | | | | |  
 | | | | +--- 00: Row Special 7.62mm  
 | | | | +--- Sealing: 1:Non Top Tape Sealed  
 | | | | | 2:Top Tape Sealed  
 | | | | +--- Actuator and ON position (For Position 1):  
 | | | | | 1:Extended Actuator and Top Side "OFF"  
 | | | | | 2:Extended Actuator and Top Side "ON"  
 | | | | | 3:Low Profile Actuator and Top Side "OFF"  
 | | | | | 4:Low Profile Actuator and Top Side "ON"  
 | | | | +--- Number of Positions: 2,3,4,5,6,7,8,9,10,12  
 | | | | +--- Contact Forms: SPST  
 | | | | +--- Series Name: EPM:Piano type


EPG 1 08 A  
 | | | |  
 | | | | +--- Actuator Sealing (For Position 1):  
 | | | | | A:Top Side"OFF"  
 | | | | | B:Top Side"ON"  
 | | | | | AT:Top Side "OFF" and Tape Sealed  
 | | | | | BT:Top Side "ON" and Tape Sealed  
 | | | | +--- Number of Positions: As Dimensions and Circuitry  
 | | | | +--- Contact Forms: 1.SPST 2.DPST 3.SPDT  
 | | | | | 4.3PST 5.4PST 6.DPDT  
 | | | | +--- Series Name: EPG:Edge Actuated Type  
 | | | | | (Gold Plated Contacts)  
 | | | | | EPS:Edge Actuated Type  
 | | | | | (Silver Plated Contacts)

# CONSTRUCTION



# OPTIONS

- 1. Special top or side marking available
- 2. Blue or black body color
- 3. Normal "ON" (top side "ON") available





4. Tape sealed

EPMxxx3200 (Low Profile only)

EPMxxx4200 (Low Profile only)

EPGxxxxT



**DIMENSIONS AND CIRCUITRY (UNIT: mm)**

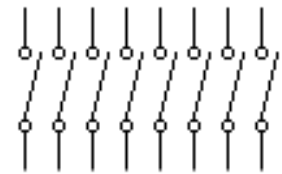
**EPM**

DIMENSION A

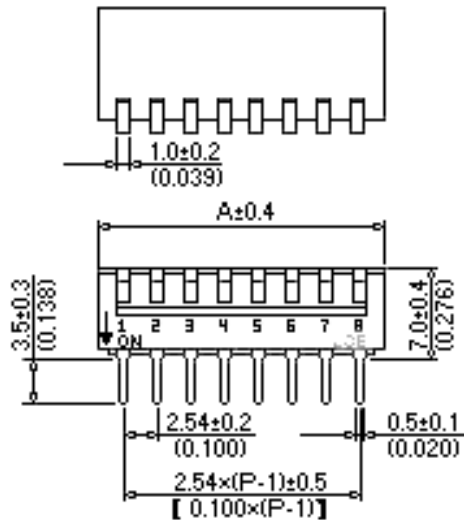
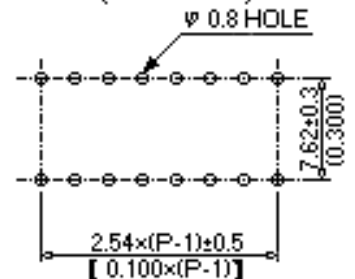
Positions	2	3	4	5	6	7	8	9	10	12
A	6.5 (0.256)	9.0 (0.354)	11.6 (0.457)	14.1 (0.555)	16.7 (0.657)	19.2 (0.756)	21.7 (0.854)	24.2 (0.953)	26.7 (1.050)	31.9 (1.256)

Unit: mm(inch)

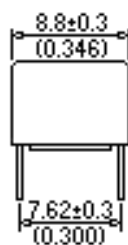
CIRCUIT DIAGRAM



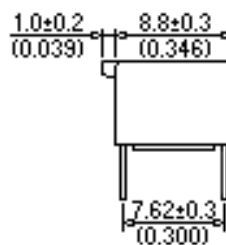
P.C.B. LAYOUT (TOP VIEW)



(L) TYPE



(E) TYPE



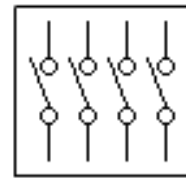
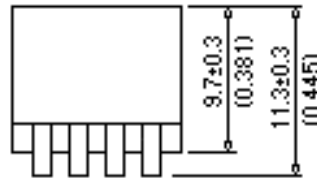

## EPG/EPS SPST

DIMENSION A SPST

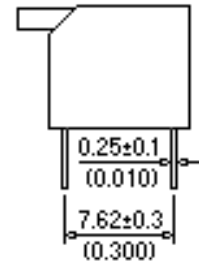
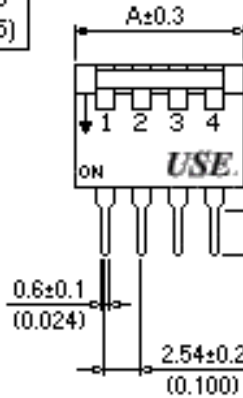
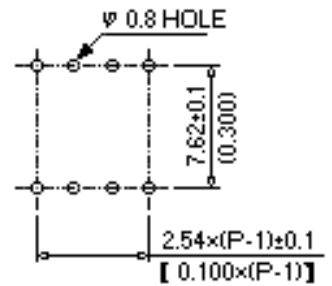
Positions	2	3	4	5	6
A	6.7 (0.264)	9.2 (0.362)	11.7 (0.461)	14.2 (0.559)	16.7 (0.657)
Positions	7	8	9	10	12
A	19.2 (0.756)	21.7 (0.854)	24.4 (0.953)	26.7 (1.05)	31.8 (1.25)

Unit: mm(inch)

### EPG/EPS SPST



P.C.B. LAYOUT (TOP VIEW)




## EPG/EPS DPST.SPDT

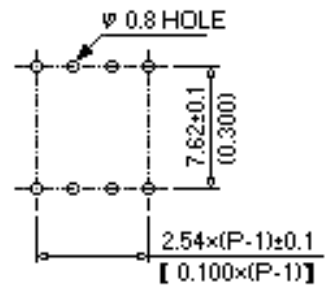
DIMENSION A DPST.SPDT

Positions	1	2	3	4	5	6
A	6.7 (0.264)	11.7 (0.461)	16.7 (0.657)	21.7 (0.854)	26.7 (1.05)	31.8 (1.25)


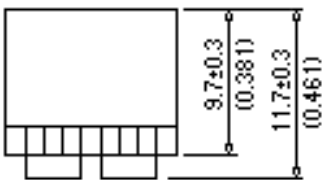
Unit: mm(inch)



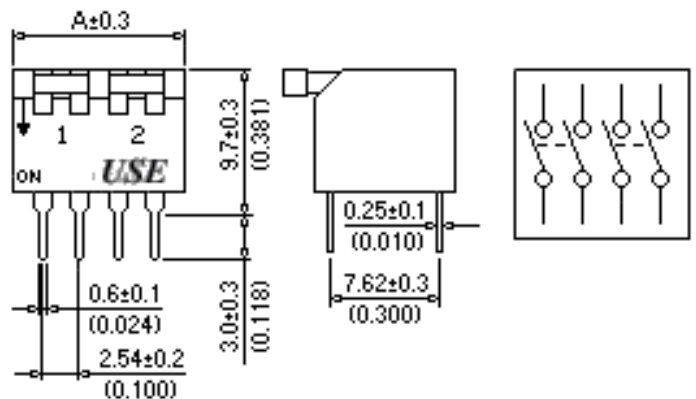
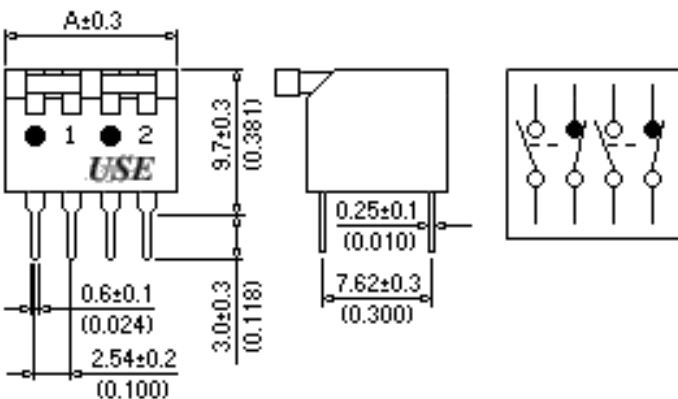
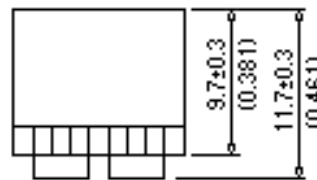
P.C.B. LAYOUT (TOP VIEW)



### EPG/EPS SPDT



### EPG/EPS DPST

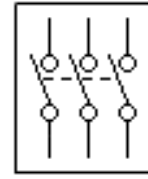
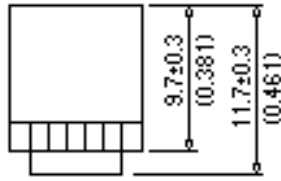


## EPG/EPS 3PST

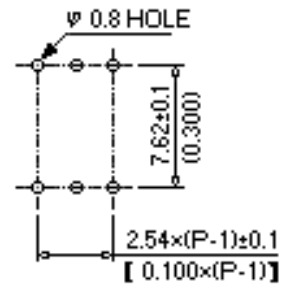
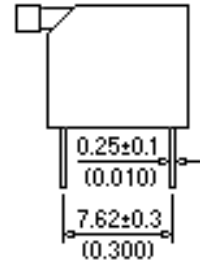
DIMENSION A **3PST**

Positions	1	2	3	4
A	9.2 (0.362)	16.7 (0.657)	24.2 (0.953)	31.8 (1.25)

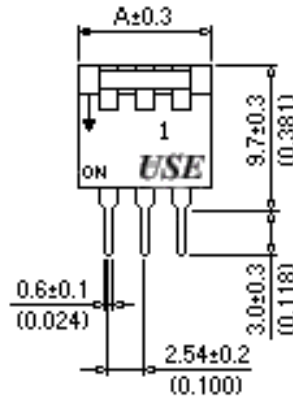

Unit:mm(inch)



P.C.B. LAYOUT  
( TOP VIEW )



EPG/EPS 3PST




## EPG/EPS 4PST.DPDT

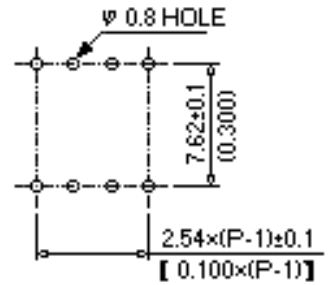
**DIMENSION A 4PST.DPDT**

Positions	1	2	3
A	11.7 (0.461)	21.7 (0.854)	31.8 (1.25)


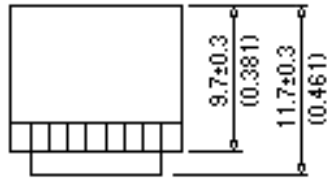
Unit:mm(inch)



**P.C.B. LAYOUT  
(TOP VIEW)**



**EPG/EPS DPDT**



**EPG/EPS 4PST**

